

OGUN DIGICLASS

CLASS: SECONDARY SCHOOL

SUBJECT: ICT

TOPIC: INTERNET SECURITY



www.ogundigiclass.ng



Internet Security

How to protect ourselves
Safety and Privacy Online



Learning Objectives

Identify and
prevent online
threats

State ways of
protecting
ourselves on the
internet



Rationale

The Internet can be a wonderful resource because we can use it to:

- research;
- communicate with friends and family;
- listen to music;
- play games, etc

But that access can also pose hazards and we must be careful.

What are the possible dangers of the internet?

The dangers Internet!

- **Cyberbullying**

Threats, gossip, insults, intimidation, abuse, etc

- **Inappropriate Content**

Pornography, violence, adult websites, etc

- **Privacy Violation**

Invasion of your own space, sharing your personal info, photos, etc

- **Data theft**

Someone stealing your personal information (names, addresses, bank details) normally through fake e-mails and websites

- **Online predators**

People who try to establish a close relationship with young people so they can blackmail, abuse or even kidnap their targets in the real world.





What is Digital Citizenship?

“the norms of behaviour with regard to technology use”



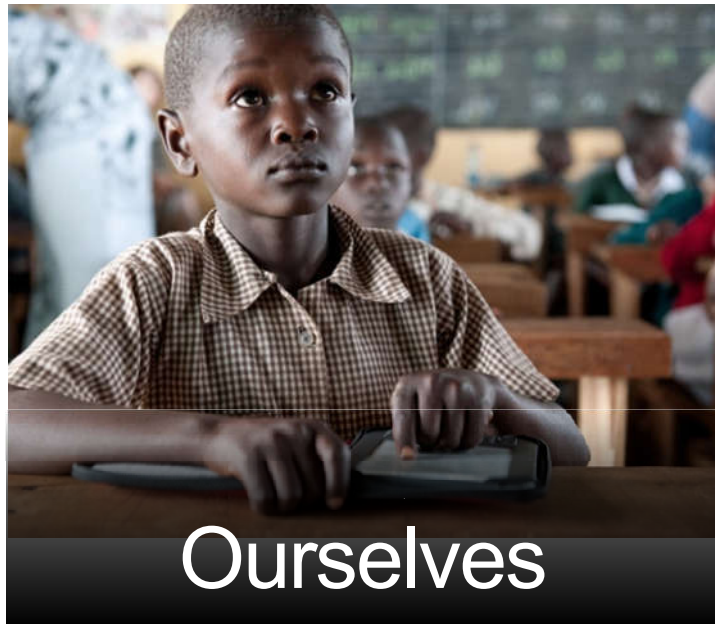


Describe a good citizen

- Respect the laws of your country, state and city
- Respect others
- Help others
- Take care of the environment



How we treat...



How you treat yourself

- Your safety
- Your privacy
- Your reputation





Why do we lock our doors?

Protection (Safety)

- For ourselves
- For our possessions


Privacy

- of our information
- of our activities

Treat your online safety like any other valuable

Your computer has valuables too

- Your parents' financial information
- Your personal information
 - Your age
 - Your address
 - Your pictures
- Your reputation
 - What people think of you



Use strong passwords and keep them secret

Strong passwords are:

- Long; mix capital and lowercase letters, numbers, and symbols
- Easy for you to remember; hard for others to guess
 - Milo likes to play football – M!loLikes2PlayF00tball
 - Strong passwords are safer – Str0ngpassw0rdsRsafer!
 - I love popcorn – !L0veP0pc0rn
- Use different passwords for different accounts
- Turn on two-step verification when available

The top ten most commonly-used passwords are as follows:

1. 123456
2. 12345
3. 123456789
4. Password
5. iloveyou
6. princess
7. rockyou
8. 1234567
9. 12345678
10. abc123



Password management

Lock your phone with a PIN

- No sequential numbers (6789)
- Don't repeat the same numbers (3333)
- Don't use your own numbers (e.g. address, phone, etc.)



Don't share your password or PIN

- **WITH ANYONE**
- Not even your best friend
- Never email or IM a password



Don't be tricked

Sometimes emails that look genuine aren't

- Treat all requests for personal information with caution

Friends' emails can be hacked

Criminals can build fake websites

Never share your password in response to an email or phone request



How Do We Help Our Valuables Last?

Maintenance for a car

- Change the oil
- Rotate the tires

Take Care of Our Clothes

- Wash them
- Hang them up




Protect your devices

- Keep all software (including your web browser) current with automatic updates
- Install legitimate antivirus and antispyware software
- Never turn off your firewall
- Protect your wireless router with a password
- Use flash drives cautiously
- Only download reputable apps
- Use secure webpages when entering sensitive data




Why do we have age limits?

- How old do you have to be to drive a car?
- Why are movies rated G, PG, PG-13, and R?
- How old do you have to be to maintain a social media accounts?



Social Media age limits

- Age limits are for **YOUR** protection
- The “magic” age = 13
- Honor the age limits. If you don't...
 - you violate the terms and conditions of the site
 - you bypass the protection offered to



Facebook



- Teens and young adults have invaded Facebook so is rare to find anyone who doesn't have a profile!
- Facebook has given us the opportunity to share stories, pictures, videos, and other files with friends and family.
- But unfortunately it can also be used to bully people, invade privacy or steal information.
- It is very important to only add your friends and to be careful with what you say or upload to Facebook.

Privacy Settings



Privacy Settings

NOT GOOD!

Sharing on Facebook

These settings control who can see what you share.

	Everyone	Friends of friends	Friends only	Other
Everyone				
Friends of friends				
Friends only				
Recommended				
Custom				
Your status, photos and posts	•			
Bio and favorite quotations	•			
Family and relationships	•			
Photos and videos you're tagged in		•		
Religious and political views		•		
Birthday		•		
Permission to comment on your posts			•	
Places you check in to [?]			•	
Contact information			•	
<input checked="" type="checkbox"/> Share a tagged post with friends of the friend I tag				
Customise settings				
Apply these settings				

Privacy Settings



Sharing on Facebook


These settings control who can see what you share.

	Everyone	Friends of friends	Friends only	Other
Everyone				
Friends of friends				
Friends only				
Recommended				
Custom				
Your status, photos and posts			<input checked="" type="radio"/>	<input type="radio"/>
Bio and favorite quotations			<input checked="" type="radio"/>	<input type="radio"/>
Family and relationships			<input checked="" type="radio"/>	<input type="radio"/>
Photos and videos you're tagged in			<input checked="" type="radio"/>	<input type="radio"/>
Religious and political views			<input checked="" type="radio"/>	<input type="radio"/>
Birthday			<input checked="" type="radio"/>	<input type="radio"/>
Permission to comment on your posts			<input checked="" type="radio"/>	<input type="radio"/>
Places you check in to [?]			<input checked="" type="radio"/>	<input type="radio"/>
Contact information			<input checked="" type="radio"/>	<input type="radio"/>
<input checked="" type="checkbox"/> Share a tagged post with friends of the friend I tag				
Customise settings				
Apply these settings				



What is your
Digital Footprint?

ALL of your activity on
the Internet



How would you feel...

...if you were at a restaurant with a friend and someone you have never met walked up to your table, sat down, and joined in your conversation?

...if someone you did not know entered your home, entered your bedroom, and started reading through your journal (or looking through the pictures on your phone)?

